



# COLLIER

Collection

Pelli di provenienza europea conciate al cromo, tinte all'anilina, asciugate sottovuoto e rifinite. Ignifugate in concia. L'articolo è certificato 1IM e CRIB 5.

Misura media 5,0 mq.  
Spessore 1,0-1,1 mm.

*Leather of european origin, chrome tanned, died aniline, vacuum - dried and finished.*

*Flame retardant tanning.*

*Flame retardant certificate 1IM and CRIB5.*

*Middle size 5.00 sqm.  
Thickness 1.0/1.1 mm.*

## Certificazioni / Approvals

- FTP CODE 307 (88) Ed. 2010 Annex 1 Part 8
- IMO Res. MSC.307(88) - Part 5
- CRIB 5
- UNI 9176:2008 1.IM

## Applicazioni / Applications



Sofa



Leather goods



Hospitality



Yachting




Automotive

## Lavorazioni speciali / Special processes



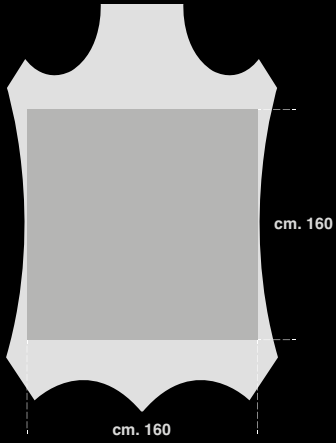
Stampati/Embossed



Ricamati/Embroidered

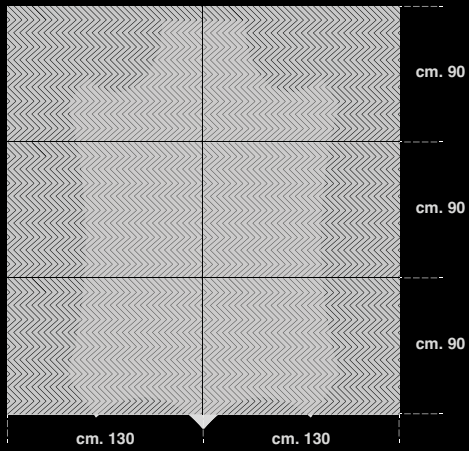


Tagliabilità / Average usable area




Lavorazioni speciali / Special processes

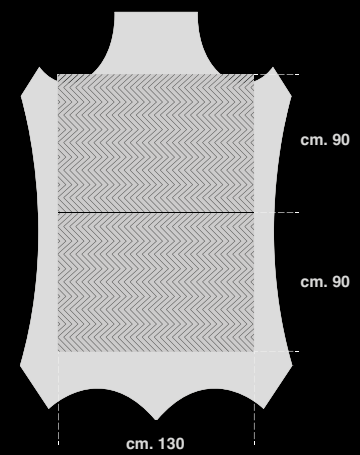
01. Stampati/Embossed



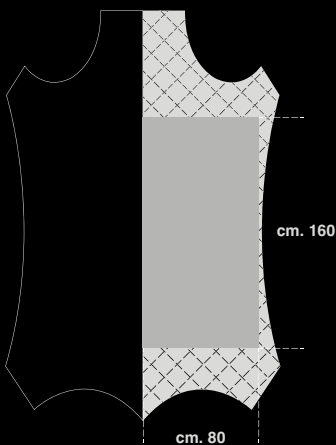
02. Stampati/Embossed



03. Stampati/Embossed



Ricamati/Embroidered





## PIGMENTATA

Per la pulizia dei nostri articoli si consiglia di usare un panno bianco morbido inumidito in acqua con pochissimo sapone neutro. Dopo averlo strizzato benissimo, provvedere a passare il panno sul pellame esercitando una leggerissima pressione. Per l'asciugatura utilizzare un normale panno da polvere molto morbido. Anche questa operazione va effettuata senza applicare un'eccessiva pressione.

Queste operazioni vanno effettuate 3/4 volte all'anno, mentre la spolveratura può essere effettuata settimanalmente. Qualsiasi sostanza venga a contatto con la pelle deve, per quanto possibile, essere asportata al più presto al fine di limitarne l'assorbimento. Prestare attenzione nel coprire divani e poltrone con copri divani o trapunte per preservarli dall'usura, in quanto potrebbero essere stati tinti con dei coloranti che possono migrare sul pellame macchiandolo irrimediabilmente. Per una pulizia più specifica disponiamo di kit di pulizia appropriati.

## PIGMENTED

*Our leather has to be cleaned with the use of a white soft cloth, dampen with very few soap in water. After have it wrung well, you have to pass the cloth on the leather, applying light pressure. For drying it, use an ordinary powder very soft cloth. This operation must be carried out without applying excessive pressure.*

*This operation must be done 3/4 times a year, while the dust can be done weekly. Any substance may come into contact with the skin must, as far as possible, be removed immediately, in order to limit its absorption. Be careful in covering sofas and chairs with slipcovers or quilts, with the intent to preserve it from wear as they may have been dyed with dyes, that can migrate on the leather, staining it irredeemably. For a more specific cleaning we have appropriate cleaning kit.*






# COLLIER

Collection



COLLIER  
col. **EARTH**



COLLIER  
col. **MARBLE**

COLLIER  
col. **OYSTER**




COLLIER  
col. **PEARL**

COLLIER  
col. **SAND**

COLLIER  
col. **NATURAL**

COLLIER  
col. **MUD**



COLLIER  
col. **ICE**



COLLIER  
col. **MUSTARD**

COLLIER  
col. **EARTH**



# COLLIER

Collection



COLIER  
col. **GREY**



COLIER  
col. **BLACK**



COLIER  
col. **NAVY**



COLIER  
col. **FOREST**



COLIER  
col. **MOSS**



COLIER  
col. **TAUPE**



COLIER  
col. **GREEN**




COLIER  
col. **CHOCCO**



COLIER  
col. **BROWN**




COLIER  
col. **BARK**




COLIER  
col. **WINE**




COLIER  
col. **CHERRY**



COLIER  
col. **RED**



COLIER  
col. **PURPLE**



COLIER  
col. **SADDLE**